

Health Data & Analytics Panel: *Improving the Public's Health*

Section of Chronic Disease Prevention and Health Promotion
Andrea Fenaughty, Ph.D.

March 7, 2013
Alaska Healthcare Commission

Alaska Department of Health and Social Services, Division of Public Health

Overview

- Types of health data we use
- How we use health data to improve the public's health
 - Directly
 - Indirectly
- Gaps
- Opportunities

Public Health Data Sources

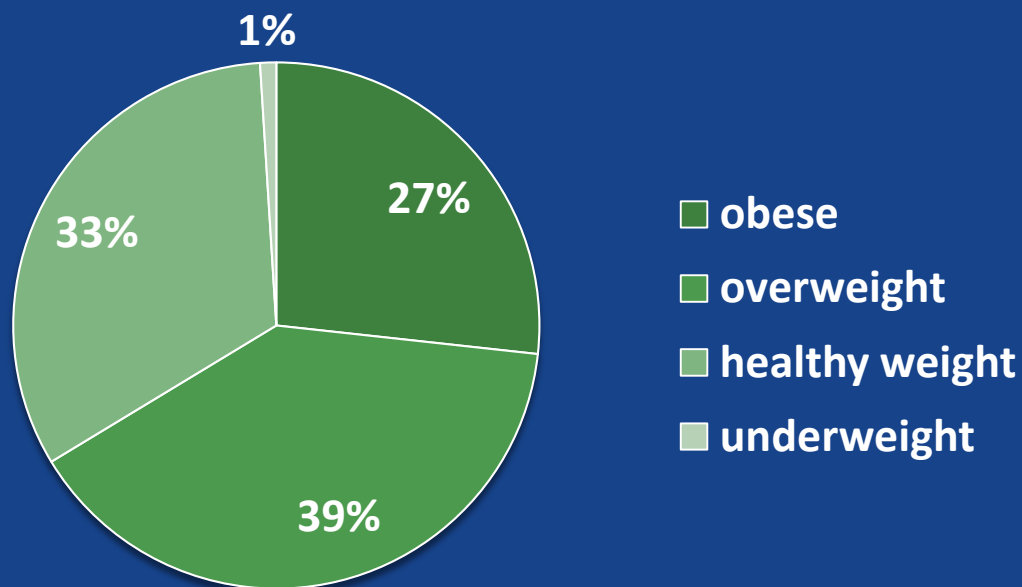
- Survey data
 - BRFSS, YRBS, PRAMS, CUBS
- Administrative records
 - hospital discharge, Medicaid claims
- Registry data
 - Cancer Registry, Trauma Registry
- Vital records
 - Cause of death

How CDPHP Uses Data

1. Identify burden

a. Extent?

Adult Weight Status, Alaska



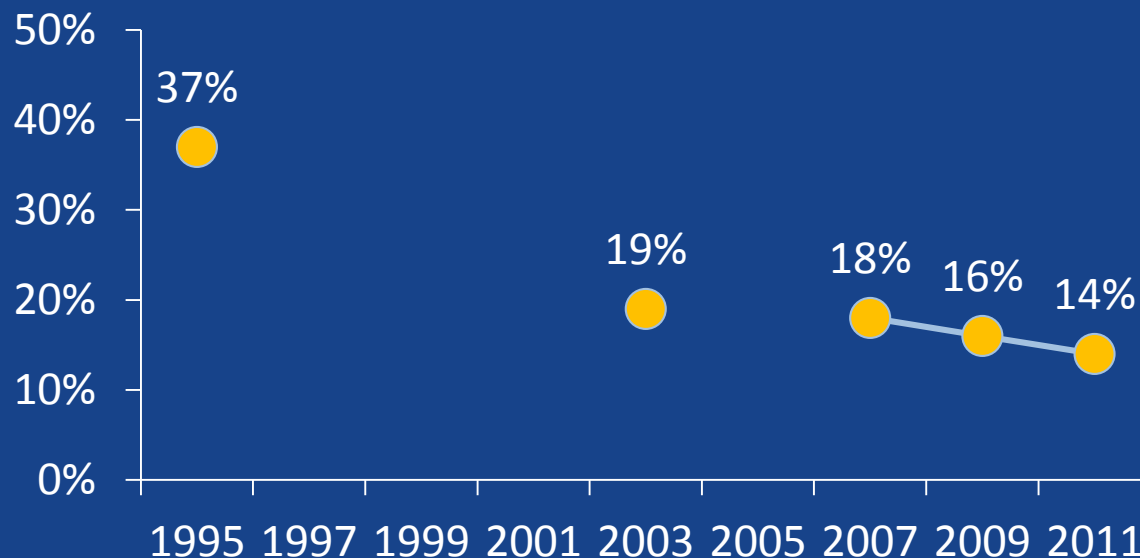
How CDPHP Uses Data

1. Identify burden

a. Extent?

b. Trends?

Youth Smoking, Alaska

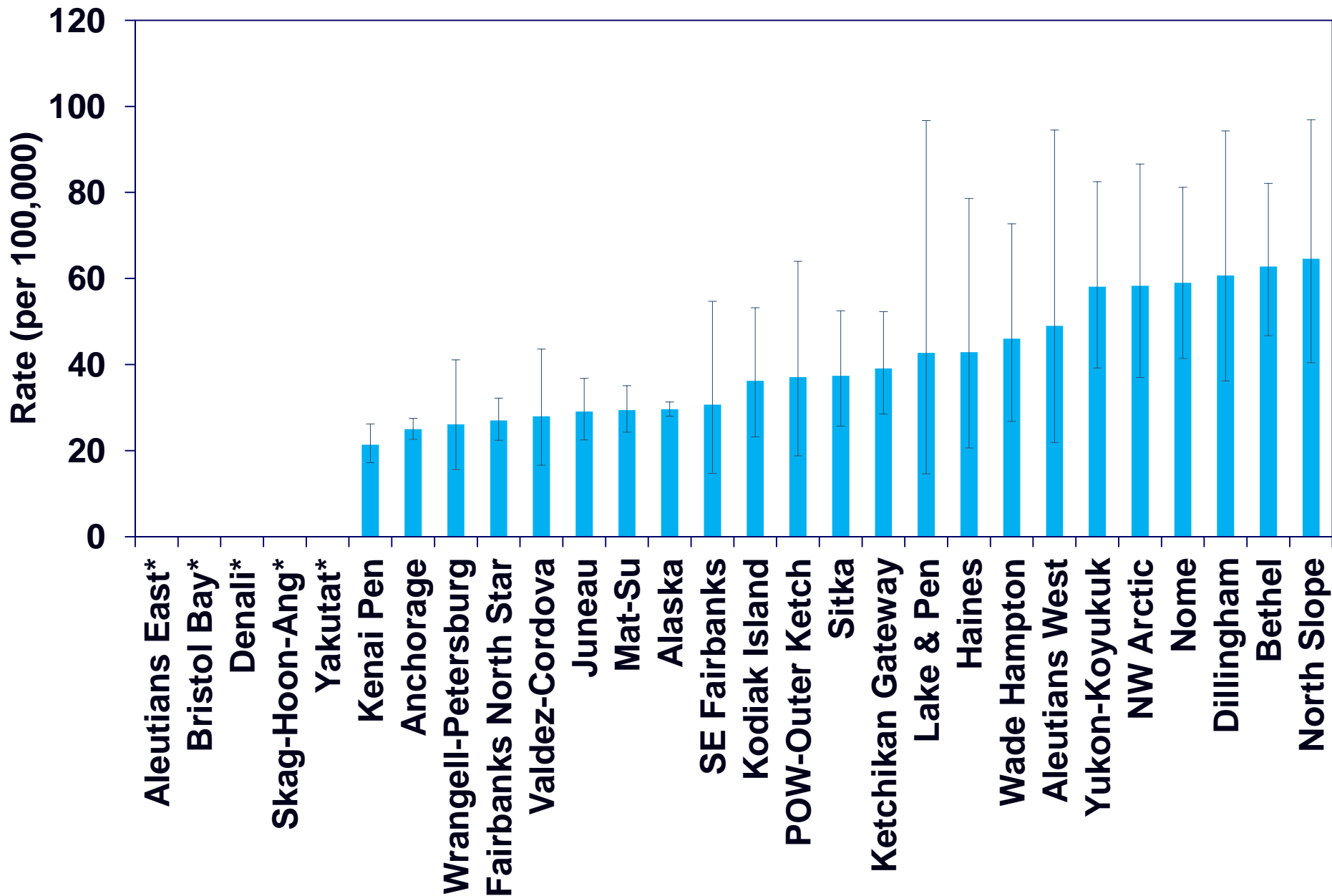


How CDPHP Uses Data

1. Identify burden

- a. Extent?
- b. Trends?
- c. Health Equity...

Late Stage Colorectal Cancer by Borough/Census Area, 1996-2007



How CDPHP Uses Data

1. Identify burden
 - a. Extent?
 - b. Trends?
 - c. Health equity?
2. Develop approaches to address burden
 - a. Strategic Plans...

Section of Chronic Disease Prevention and Health Promotion Strategic Plan – FY2012-2017

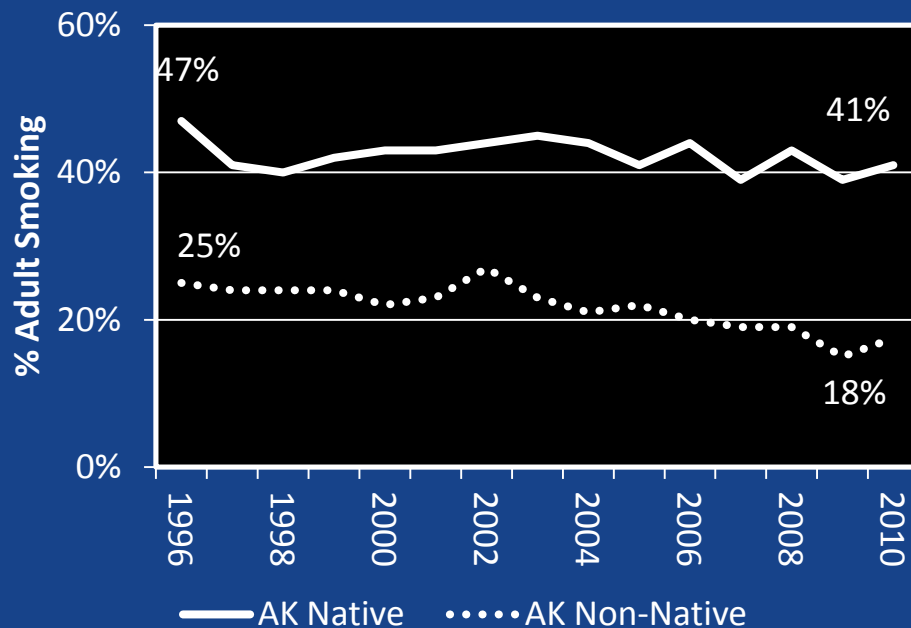
- Hospitalizations due to injuries from falls are:
 - Very **high** (and costly) among those 65 and older,
 - And **increasing**
- Goal 4 of Strategic Plan:
 - Reduce the rate of hospitalization due to falls among the 65 and older population by 5%
 - Focused set of strategies to address
 - Promote fall risk assessments
 - Explore fall clinics

How CDPHP Uses Data

1. Identify burden
 - a. Extent?
 - b. Trends?
 - c. Health equity?
2. Develop approaches to address burden
 - a. Strategic Plans...
 - b. New initiatives...

The Alaska Native Community Evaluation Project

- Persistently high rates of tobacco use among Alaska Natives



- A team of Alaska Native and tobacco control experts developed recommendations to address this disparity
- Now we and our partners are implementing many of these, recognized a national leader in this area

How CDPHP Uses Data

1. Identify burden
 - a. Extent?
 - b. Trends?
 - c. Health equity?
2. Develop approaches to address burden
 - a. Strategic Plans...
 - b. New initiatives...
3. Monitor Progress



Healthy Alaskans 2010

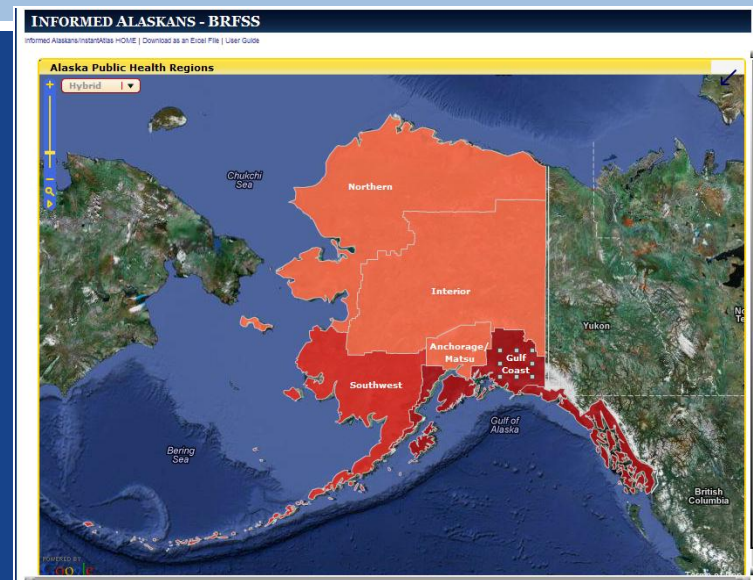
Leading Health Indicators Scorecard

	Objective	HA2010 Target	Baseline*	Current*	Target Met?
1	Increase physical activity among adolescents†	N/A†	18.7%	21.3%	N/A
2	Increase physical activity among adults†	N/A†	56.9%	59.7%	N/A
3	Reduce obesity among adolescents	5%	11.0%	11.5%	X
4	Reduce obesity among adults	18%	21.0%	28.0%	X
5	Reduce cigarette smoking among adolescents	17%	19.2%	14.1%	✓
6	Reduce cigarette smoking among adults	14%	25.0%	22.6%	X
7	Increase abstinence from alcohol and illicit drugs among adolescents	60%	51.8%	58.0%	X
8	Reduce binge drinking among adults	13%	19.7%	20.2%	X
9	Reduce the suicide death rate (per 100,000)	10.6	21.1	22.6	X
10	Reduce deaths caused by unintentional injury (per 100,000)	31.4	63.9	58.5	X
11	Reduce deaths caused by motor vehicle crashes (per 100,000)	7.0	23.5	10.4	X
12	Reduce deaths from homicide (per 100,000)	4.0	5.6	6.1	X
13	Reduce child maltreatment (substantiated rate per 1,000)	10.0	17.6	14.1	X
	Increase the proportion of young children who have received				X

How Partners, the Public Use Data

Provide data in many forms

- Print, web publications
- Special requests
- Informed Alaskans
 - Instant Atlas - *live*
 - Indicator-Based Information System (IBIS) - *coming*



How Partners Use Data

- To support local health assessment/improvement

Our Strategic Goals:

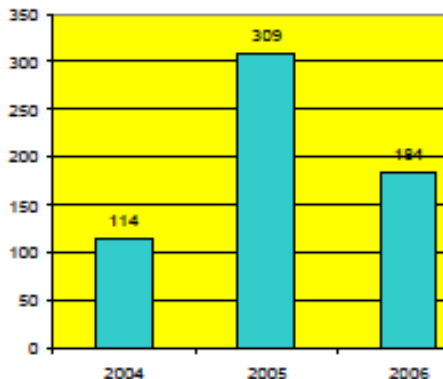
- Reduce the barriers to healthcare access.
- Make progress on Healthy Alaska 2010 goals in the Mat-Su Borough.
- Increase the capacity of nonprofits operating in the Mat-Su Borough to address the issues of health and wellness.
- Increase collaborative relations with funders and stakeholders in Alaska and other states.
- Hardwire governance policies, procedures and protocols for effective Mat-Su Regional Medical Center governance



How Partners Use Data

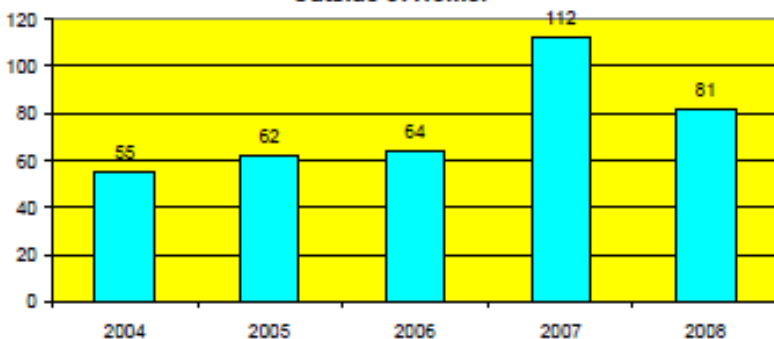
SOUTHERN KENAI PENINSULA COMMUNITY HEALTH STATUS ASSESSMENT REPORT- 2009

Reported Domestic Violence Related Incidents
City of Homer



Source: Homer Police

Reported Domestic Violence Offenses
Southern Kenai Peninsula
Outside of Homer



Source: Alaska State Troopers

Current Priorities

Healthy Lifestyle
Choices

Connecting
Community
Resources

Addressing
Substance Abuse
and Domestic
Violence

Add these two for scope of problem in our area – roughly one reported every day.

How the Public Use Data

- To become informed about health issues that may effect them and their families

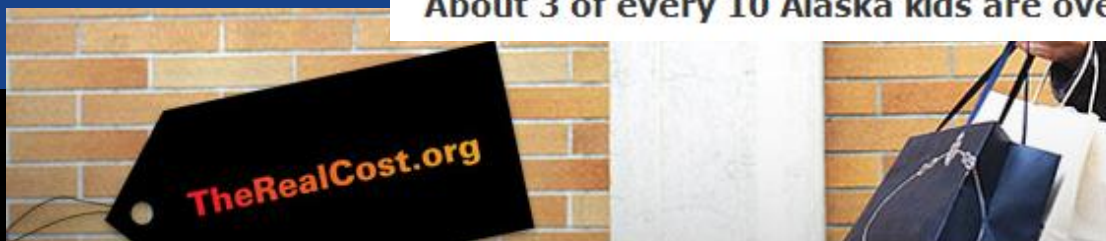
Get out and Play. Every day. 



Learn the Facts

Alaska is a big state with a big problem:
About 3 of every 10 Alaska kids are overweight.

\$579
MILLION
PER YEAR



Think you aren't affected? In your dreams.

Alaska smokers bought 31 million packs of cigarettes in 2011.

Gaps in Health Status Data



- Hospital Discharge Data
 - Currently no reliable reporting from HDDS
 - Continuing issues of representativeness
- Registries
 - Statewide only have cancer and trauma registries
 - Cardiovascular registries unsuccessful so far in AK

On the Horizon...

IBIS

- ❑ Security issues have delayed launch, still moving forward
- ❑ BRFSS, YRBS, Cancer and Trauma Registries, HDDS

Instant Atlas

- ❑ 21 years of data, 172 variables, maps by race
- ❑ BRFSS (now); YRBS (by June 2013)
- ❑ Improvements to instructions (quick start)

On the Horizon...

All Payer Claims Database

- Access to the full scope of medical care delivered in Alaska
- HDDS + Medicaid Claims ≠ total picture
 - ▣ Non-participating hospitals
 - ▣ Not population-based

On the Horizon...

Potential Uses of an APCD:

- ❑ What happened?
- ❑ When and where did it happen?
- ❑ How much did it cost?
- ❑ Who paid for what (including consumer out of pocket \$)?
- ❑ What costs were not covered?
- ❑ What other influences impact outcome (e.g., co-morbidities)?
- ❑ What impact does preventive care have on outcome?

On the Horizon...

New MMIS

- ❑ Current MMIS does not include markers such as BMI, cholesterol and blood pressure
- ❑ New MMIS may (?)

HIE

- ❑ Provider participation would need to increase substantially for this to be a useful data source for monitoring population health status

Thank You!

Contact Information:

Andrea Fenaughty, PhD

Andrea.Fenaughty@Alaska.gov

907-269-8025

Division of Public Health

AK Department of Health & Social Services