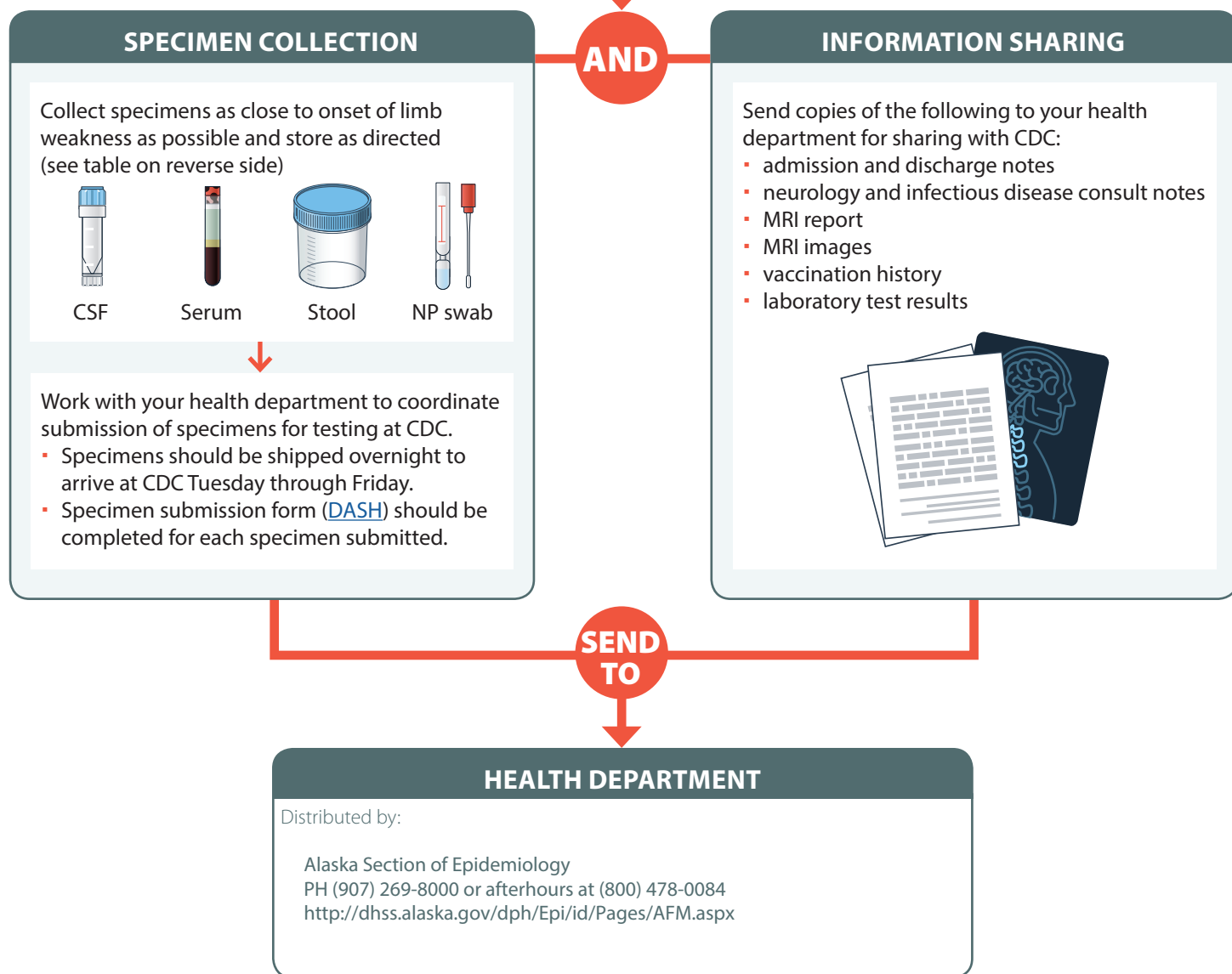


Job Aid for Clinicians

How to send information about a suspected AFM case to the health department

1 Identify suspected case of AFM: patient with onset of acute flaccid limb weakness




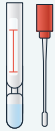
2 Contact your health department when you identify a suspected case of AFM.



3 Health department completes [AFM Patient Summary Form](#), compiles medical records, and sends information to CDC. Patient will be classified by national AFM experts.

4 After expert review, patient classification is given back to health department and relayed to clinician by health department.

Specimens to collect and send to CDC for testing for suspected AFM cases

SAMPLE	AMOUNT	TUBE TYPE	PROCESSING	STORAGE	SHIPPING
CSF	1mL (collect at same time or within 24hrs of serum)	Cryovial 	Spun and CSF removed to cryovial	Freeze at -20°C	Ship on dry ice
Serum	≥0.4mL (collect at same time or within 24 hours of CSF)	Tiger/red top 	Spun and serum removed to tiger/red top.	Freeze at -20°C	Ship on dry ice
Stool	≥1 gram (2 samples collected 24hrs apart)	Sterile container 	n/a	Freeze at -20°C	Ship on dry ice. Rectal swabs should not be sent in place of stool.
Respiratory (NP)/ Oropharyngeal (OP) swab	1ml (minimum amount)	n/a 	Store in viral transport medium	Freeze at -20°C	Ship on dry ice

Coordinate with your health department to send information about suspected AFM cases and ship specimens to CDC.

www.cdc.gov/acute-flaccid-myelitis

This job aid was developed by the U.S. Centers for Disease Control and Prevention (CDC).

Distributed by:

Alaska Section of Epidemiology
 PH (907) 269-8000 or afterhours at (800) 478-0084
<http://dhss.alaska.gov/dph/Epi/id/Pages/AFM.aspx>